


Solid SOLRIF[®]

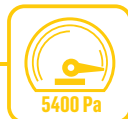
Glass/Glass

IN-ROOF

Framed With Solrif[®]



Fire class A



Extreme load resistance

5400 Pa



Self-cleaning effect



Salt mist resistance



Ammonia resistance



Dust & Sand resistance



Mono

⚡ 300W

⚡ 270W

Poly



Positive sorting up to +5W



IEC 61215
IEC 61730



PID free

SOLITEK

Mokslininku str. 6A, Vilnius 08412, Lithuania
Tel. +370 5 263 8774
info@solitek.eu
www.solitek.eu


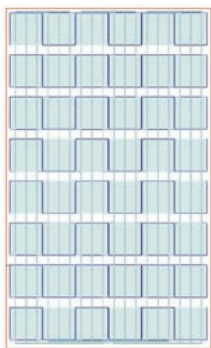

Updated 7th June, 2018

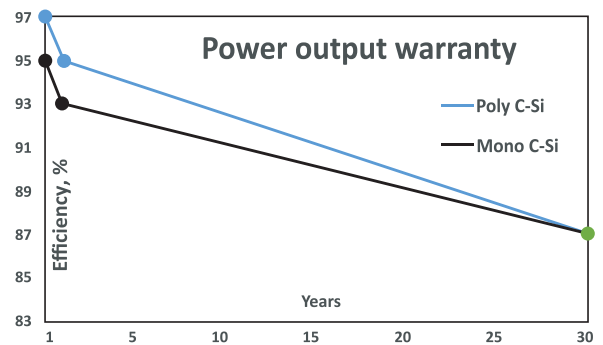
Electrical data (STC*)	Regular Transparency				Increased Transparency			
	10%		20%		30%		45%	
Transparency %	10%		20%		30%		45%	
Maximum Power (W_p)	300	270	270	240	230	210	165	150
Cell Configuration	6x10		6x9		6x8		4x9	
Cell Technology	Mono C-Si	Poly C-Si	Mono C-Si	Poly C-Si	Mono C-Si	Poly C-Si	Mono C-Si	Poly C-Si
Open circuit Voltage (V_{oc}/V)	39.45	38.80	35.51	34.92	31.56	31.40	23.67	23.38
Short circuit Current (I_{sc}/A)	9.90	9.42	9.89	9.41	9.88	9.40	9.87	20.70
Max Power Voltage (V_{mpp}/V)	32.15	34.50	28.94	31.05	25.72	27.60	19.29	17.67
Max Power Current (I_{mpp}/A)	9.35	8.89	9.34	8.88	9.33	8.87	9.32	8.86
Module Efficiency (η)	17.03%	15.33%	15.33%	13.63%	13.06%	11.92%	9.37%	8.52%
Efficiency when installed (η)	17.77%	15.99%	15.99%	14.21%	13.62%	12.44%	9.77%	8.88%
Max System Voltage (V)	1000				1000			
Max Current (A)	15				15			
Power Tolerance	0/+5W				0/+5W			

*Under Standard Test Conditions (STC) of irradiance of 1000W/sq. m., spectrum AM 1.5 and cell temperature of 25 C

Flash testing measurement accuracy of +/- 5% All transparency values are approximate +/- 3%


Increased Module Transparency

20% (54 cells)	30% (48 cells)	45% (36 cells)
		
Configuration: 6x9	Configuration: 6x8	Configuration: 4x9



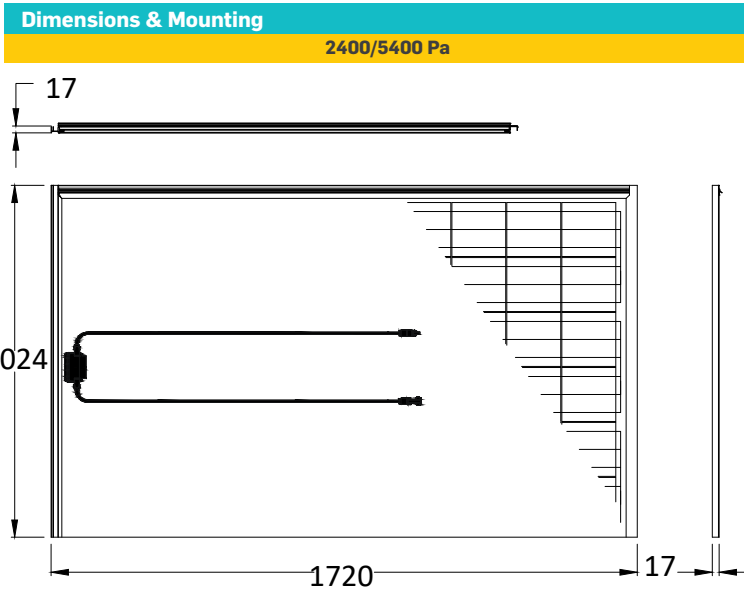
Optimal Weather-lightness

Frames are shingled from top to bottom and are interlocking left to right much like tiles for optimal weather protection.



Easy Installation

The modules are held by metal clamps that are mounted to the roof battens. This allows for quick and easy installation.



Temperature ratings	Polycrystalline	Monocrystalline
Temperature Coefficient $I_{sc}(\alpha_{I_{sc}})$	+0,05% /°C	+0,04% /°C
Temperature Coefficient $V_{oc}(\beta_{V_{oc}})$	-0,34% /°C	-0,35% /°C
Temperature Coefficient $P_{max}(\gamma_{P_{max}})$	-0,46% /°C	-0,47% /°C
Nominal Operating Cell Temperature	46°C	

Mechanical data	
Dimensions (LxWxH) (mm)	1720x1024x17
Weight (kg)	30
Front / Back glass (mm)	3,15
Cell Type	Poly C-Si / Mono C-Si
Cell Size	156.75x156.75mm
Busbars	5
Frame	Solrif®
Operating Temperature	-40~+85C
Max Load (wind/snow) (Pa)	2400/8000
Junction Box / IP Class	TE Connectivity J-box IP67
Cable Cross Section Size (mm2)	4
Bypass Diodes	3
Connector	PV4-S Male/Female
Optimization	Tigo TS4 (Optional)

This datasheet is not legally binding. The manufacturer reserves the right to make changes to product specifications and/or product features without prior notice. The most recent versions of all documents (T&C's, datasheets, warranties, and installation manuals can always be found on our website at www.solitek.eu.

Dealer Information



SOLITEK

Moklininku str. 6A, Vilnius 08412, Lithuania
Tel. +370 5 263 8774
info@solitek.eu
www.solitek.eu