


SOLID Bifacial

Glass/Glass

60 Cell



Frameless

Protective Edge Sealing



Front Side ⚡ 300W ⚡ +75W Backside

Positive sorting up to +5W

IEC IEC 61215
IEC 61730
comart
CE COMPLIANT MIL STD-810G PID free



Self-cleaning effect



Dust & Sand resistance



Fire class A



Salt mist resistance



Ammonia resistance



SOLITEK

Mokslininku str. 6A, Vilnius 08412, Lithuania
Tel. +370 5 263 8774
info@solitek.eu
www.solitek.eu

Updated 7th June, 2018

SOLID Bifacial

Glass/Glass

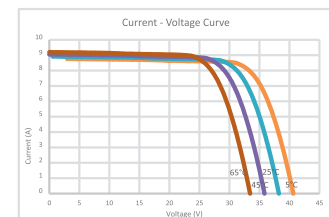
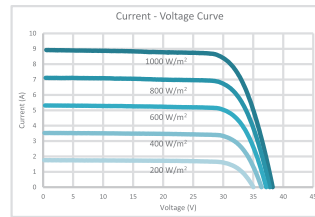
60 Cell

Electrical data (STC*)

Maximum Power (W_p)	300
Cell Technology	Mono C-Si
Open circuit Voltage (V_{oc}/V)	39.45
Short circuit Current (I_{sc}/A)	9.90
Max Power Voltage (V_{mpp}/V)	32.15
Max Power Current (I_{mpp}/A)	9.35
Module Efficiency (η)	18.11%
Max System Voltage (V)	1000
Max Current (A)	15
Power Sorting	0/+5W
Safety Class	II

Additional Power Gain

	5%	10%	20%	25%
Total Module Power (W_p)	315	330	360	375



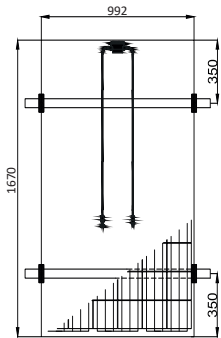
*Under Standard Test Conditions (STC) of irradiance of 1000W/sq. m., spectrum AM 1.5 and cell temperature of 25 C
Flash testing measurement accuracy of +/- 5%

Dimensions & Mounting

2400/2400 Pa

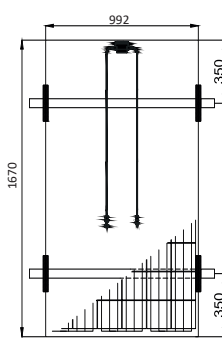
2400/5400 Pa

2400/8000 Pa



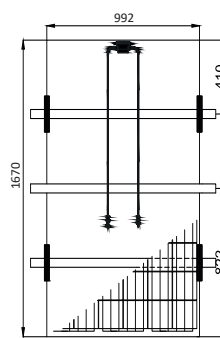
Aluero fixing clamps
END/MID clamps 6.8 100mm

4x100 mm



Aluero fixing clamps
END/MID clamps 6.8 200mm

4x200 mm



Aluero fixing clamps
END/MID clamps 6.8 200mm

4x200 mm

Aluero fixing clamps END/MID click 6.8

Temperature ratings

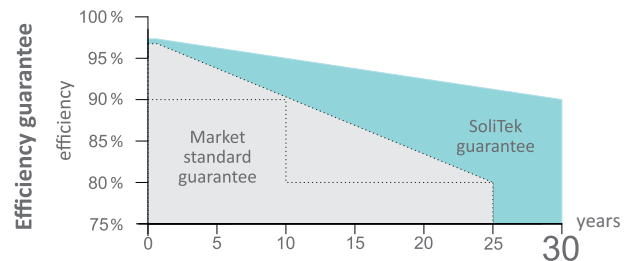
	Polycrystalline	Monocrystalline
Temperature Coefficient $I_{sc}(\alpha_{I_{sc}})$	+0,05% /°C	+0,04% /°C
Temperature Coefficient $V_{oc}(BV_{oc})$	-0,34% /°C	-0,35% /°C
Temperature Coefficient $P_{max}(VP_{mp})$	-0,46% /°C	-0,47% /°C
Nominal Operating Cell Temperature	46°C	

Mechanical data

Dimensions (LxWxH) (mm)	1670x992x7,1
Weight (kg)	27
Front / Back glass (mm)	3,15
Cell Type	Bifacial mono C-Si
Cell Size	156.75x156.75mm
Busbars	5
Frame	Frameless
Operating Temperature	-40~+85C
Max Load (wind/snow) (Pa)	2400/8000
Junction Box / IP Class	TE Connectivity J-box IP67
Cable Cross Section Size (mm ²)	4
Bypass Diodes	3
Connector	PV4-S Male/Female

ATTENTION

- Always check if your system is compatible with local environmental conditions (wind/snow load, temperatures) on your site to ensure safety and long-term energy production.
- Do not connect more than 21 panels in a string (Criteria: V_{oc} -10°C, 1000 V system).
- By connecting less than 6 PV panels in one string there is a risk of inverter inability to start.
- Do not connect differently orientated PV panels in the same string / MPPT of the inverter (unless optimizers are used).
- Do not connect strings with an unequal amount of PV panels in one MPPT (unless optimizers are used)
- Use PV panels of same electrical parameters in one string/MPPT (unless optimizers are used).
- Always ensure that your inverter is equipped with DC disconnecter. If not it is recommended to install it externally.
- Never let different metals come in contact with each other. Use bi-metallic plates or plastic separators to eliminate galvanic corrosion.
- It is highly recommended to install SPD's in both AC and DC circuits because overvoltages void the warranty for inverters and also panels if they are harmed.
- It is highly recommended to ground PV panels and to install lightning protection in site.



Tips for Better Power Output

- Better module ventilation and shorter connection cables increase electrical energy production.
- Always observe object/mutual shading in site. Shading can drastically cut electrical energy generation output.
- Increase PV panel height from the ground so that more light can travel beneath the module and then reflect
- The Albedo value increases significantly if modules are installed above white, light-reflecting surfaces.

This datasheet is not legally binding. The manufacturer reserves the right to make changes to product specifications and/or product features without prior notice. The most recent versions of all documents (T&C's, datasheets, warranties, and installation manuals can always be found on our website at www.solitek.eu).

Dealer Information



SOLITEK

Moklininku str. 6A, Vilnius 08412, Lithuania
Tel. +370 5 263 8774
info@solitek.eu
www.solitek.eu